


Communication Week 2026

Talkative Twos #chatplayreadbucks









Books to Share

Suki Cat Astronaut – Grace Habib

Today Suki Cat is an astronaut! Join her as she zooms to the moon and helps an alien. Push the sliders and pull the tabs for an out-of-this-world experience!

This charming board book has a simple story, with lots of chances for interaction. There are tabs to pull and sliders to push or waggle back and forth – even on both the front and back covers. These mechanisms change the pictures, rather than reveal something like lifting a flap does.



Why don't you walk to the library to find a copy to borrow. Did you know you can reserve a copy of the book? If you are a nursery or a childminder, ask about your membership as you can borrow more books and borrow them for longer.

[Find a Library – Buckinghamshire Council.](#)

1

Monday

Read the book

Find a comfortable place and enjoy reading the book. Remember to make sure that you have the children's attention and that every child can clearly see the pictures. Make time to point out specific new vocabulary and the detail of the illustration. Story times are a great chance to support children's developing Communication and Language skills. Always make sure the stories you share are good quality texts and you know the reasons for choosing the books. You may be able to use some props or visual supports to enhance the experience.

(Some children may benefit from having read the story individually or in a small group before sharing in a larger group. Perhaps even having the chance to explore the book at home with their parents/carers first).

2


Tuesday

*Learn the rhyme***Zoom Zoom Zoom, We're Going to the Moon**

Zoom zoom zoom
 We're going to the moon!
 Zoom zoom zoom
 We'll be there very soon.
 If you want to take a trip,
 Climb aboard my rocket ship.
 5 4 3 2 1 Blast off!

Vocabulary ideas:
 zoom, moon, rocket, climb

Zoom, Zoom,
Zoom Rhyme &
Song Lyrics -
Scottish Book
Trust






Wednesday

What could this box be?

*Physical Development, Communication and Language,
Expressive Arts and Design*



For this activity, you will need a range of large boxes of different shapes and sizes.

You could start by reading (some of) *Not a Box* by Antoinette Portis.

Start with the children sitting in boxes and pretending their boxes are the vehicles/mountains/buildings in the book as you read. You and other adults will need boxes too to model this.

Model turning your box into a car (for example) using pens, ribbon and other craft materials, asking the children to help and encourage them to have a go with their own boxes too.

Vocabulary ideas: pretend, imagine, cut, rip, stick



Thursday

Who can we become?


Physical Development, Communication and Language, Expressive Arts and Design

Explore a box of fabrics, scarves, ribbons, rubber bands clothes pegs. Model with awe and wonder creating a costume to be... (mummy, daddy, teacher, dentist). Using the fabrics to create outfits and ribbons, rubber bands and pegs to connect and attach different parts.

You could also use pillowcase 'tabards' or large t-shirts for children to decorate with washable marker pens.

Vocabulary ideas:
wrap, peg, tie, imagine, pretend

Tips for
dressing up -
NDNA



5

Friday

Adventure into Space

Communication and Language, Physical Development, Expressive Arts and Design, Literacy, Personal Social and Emotional Development

Use large loose parts in your outside area to model and support children to collaborate to make a rocket ship for an adventure into space. What does their rocket ship need? How can they make that? Use tyres, planks, large fabric such as tarpaulin, pegs etc.


Encourage children to think about their mission into space. Use chalks on the ground to draw the route, stars, planets etc.

Can the children decorate the spaceship with alternative mark-making tools? E.g. pom-poms/ feathers/ foil held with pegs.

Vocabulary ideas:

imagine, pretend, build, help, stack, paint, write

Mark-making - Coram PACEY



Provision Ideas Construction

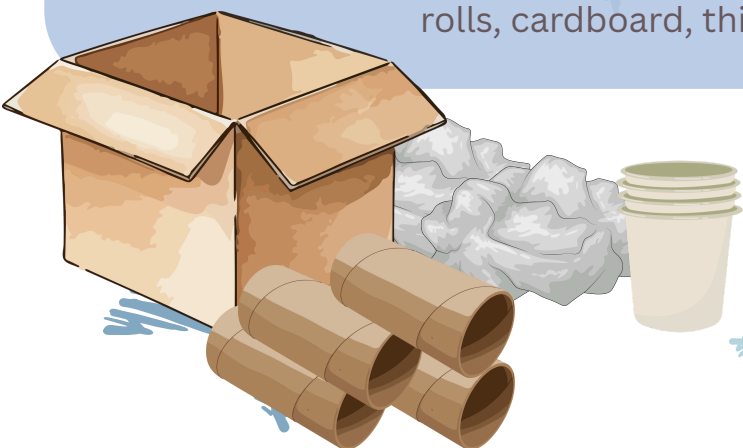
6

Large scale construction: Large loose parts to create astronauts, rockets, planets etc

Small world construction: small loose parts to create space related characters and places.

Extra ideas: Junk modelling – model tearing and joining to create items from junk.

Larger items that are not too tough will be helpful here to support the children's developing fine motor skills (and their resilience!) e.g. egg boxes, yogurt pots, kitchen rolls, cardboard, thick ribbon, masking tape.






Provision ideas

Music

In a small group, provide a range of rhythmic instruments for children to drum and shake. Model exploring the instruments in time with singing e.g. to Zoom zoom zoom and other familiar favourites. Please remember singing live is more beneficial than youtube/alexa etc. The children will think you sing like an angel!

Extra ideas: Make simple shakers using jars/ bottles with lids. Let children fill them with materials of their choice and/or a mix of materials e.g. rice, pasta, buttons, small sticks. Talk about how the sounds they make and which shakers are similar and different. Can others guess what is in the shakers!



Provision Ideas

Snack time

Provide a variety of fruit, vegetable and carbohydrate options of different shapes and colours and model making a rocket picture with your snack. Talk through what your rocket needs and how you are going to create it using the shapes and colours available. What else can the children create from their snack?

Extra ideas: Take photos of the children's snack pictures and share them with families. Can they send in pictures of their own from healthy snack times at home? Explain that adult needs to encourage children to talk about colours, shapes and numbers..



Provision Ideas

Book area

Bring any space/imaginative play related books to the forefront of your book area to encourage browsing. Remember less is more: you want to create a low down, inviting, calm and purposeful area where children can easily see what is on offer. Include props, puppets etc that can enhance reading and role-play. What non-fiction books do you have about space?

Extra ideas: Consider having an adult based in the book area at certain times of the day and gauge the impact this has on children spending prolonged time there and engaging in book related play.

We'd love to hear about other ways you have enhanced your provision!
Please send photos into earlyyears@buckinghamshire.gov.uk and/or share on your socials #chatplayreadbucks

Remember to check children's photo permissions before submitting.

Parental Engagement

How are you going to engage your families with Communication Week? Can you think of interactive challenges/events etc that will promote Communication and Language opportunities at home?

Some ideas:

Join in with your child dressing up using found objects from home (think: Baby Bear's colander hat in Whatever Next?). What adventures can you go on together? Who will you meet? Where will you go? What problems crop up along the way?

Play with any delivery boxes you have at home. What can they become? A car? A rocket? A robot? A dinosaur?

Play imaginative roleplay games over dinner e.g. if you dressed up as grandpa, what would he wear? What does grandpa say?

Can families visit their local library and find another book that links to Suki Cat Astronaut?

**GO
ALL
IN.**

National Year of
Reading 2026

The National Year of Reading 2026 is here to make that easier, offering simple, playful ideas to build stories and books into your everyday activities and routines.

[Early years settings | National Year of Reading 2026](#)

[Schools | National Year of Reading 2026 | Go All In](#)



Early Years
Service

*At the heart of everything we do is
a belief in the best start for children*